




What should I already know?

- The names and properties of some of the trees.
- How to use tools with sharp blades safely.
- How to work with a team.
- How to use the respect position for cooking with a fire.

Our theme will be Change



Key Vocabulary and definitions

Spinney	A small wood with undergrowth.	
change	To make something different.	
transform	To bring a big change to a material or object.	
teamwork	To work together with other people towards a goal.	
whittle	To cut, trim or shape a piece of wood with a sharp knife.	
explanation	To give clear instructions	
creation	To make something new.	
improve	To make something even better.	
bowsaw	drill	sheath knife
		
To cut wood bigger than a 50p.	To make a hole in wood.	To whittle wood to change its shape and appearance.

We will show greater teamwork skills and identify what makes a great team!

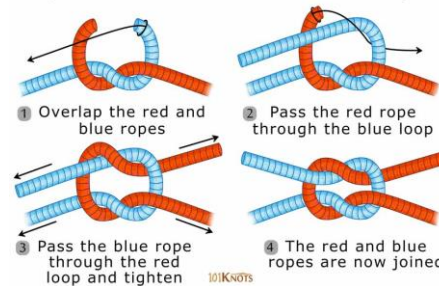
We will learn how to safely use a variety of tools to bring change to wood.

We will use our imaginations to create games and develop natural objects.

We will show respect for the environment and people around us, learning how to care for what we see.

We will cook quesadillas on a fire.

Granny Knot Instructions



Anchor and Tension Knots – used to tie ropes to trees and create a strong, tight rope or tarpaulin.

